

Plan Statistics

Districts:	# of Members	Actual Population	Ideal Population	Absolute Deviation	Relative Deviation
District 1	1	638,355	638,425	-70	-0.011%
District 2	1	638,562	638,425	137	0.021%
District 3	1	638,322	638,425	-103	-0.016%
District 4	1	638,466	638,425	41	0.006%
District 5	1	638,517	638,425	92	0.014%
District 6	1	638,324	638,425	-101	-0.016%
District 7	1	638,430	638,425	5	0.001%
Grand Total:	7	4,468,976	4,468,975		

Ideal Population Per Member:	638,425		<i>Ideal - Actual:</i> -1
Number of Districts for Plan Type:	7		<i>Remainder:</i> 1
Range of District Populations:	638,322	to	638,562
Absolute Mean Deviation	34		
Absolute Range:	-103	to	137
Absolute Overall Range:	240		
Relative Mean Deviation:	0.00%		
Relative Range:	-0.02%	to	0.02%
Relative Overall Range:	0.04%		

<i>Unassigned Population:</i> 0
--

District Summary

Total Population Ethnic Breakout

Name	Tot Pop	Tot White	Tot Black	Tot Asian	Tot Other	Tot Hispanic	Reg Total
District 1	638,355	527,555	84,321	11,520	14,959	29,785	368,813
	100.000%	82.643%	13.209%	1.805%	2.343%	4.666%	76.932%
District 2	638,562	193,150	413,782	18,479	13,151	24,241	333,948
	100.000%	30.248%	64.799%	2.894%	2.059%	3.796%	72.943%
District 3	638,322	452,675	159,613	7,551	18,483	13,267	369,037
	100.000%	70.916%	25.005%	1.183%	2.896%	2.078%	81.174%
District 4	638,466	401,983	216,371	5,693	14,419	13,053	342,203
	100.000%	62.961%	33.889%	0.892%	2.258%	2.044%	73.572%
District 5	638,517	409,378	217,920	3,797	7,422	8,491	371,497
	100.000%	64.114%	34.129%	0.595%	1.162%	1.330%	79.737%
District 6	638,324	406,695	214,650	10,027	6,952	10,282	358,950
	100.000%	63.713%	33.627%	1.571%	1.089%	1.611%	76.780%
District 7	638,430	464,725	161,660	5,337	6,708	8,619	379,787
	100.000%	72.792%	25.321%	0.836%	1.051%	1.350%	82.779%
Grand Total:	4,468,976	2,856,161	1,468,317	62,404	82,094	107,738	2,524,235
	100.000%	63.911%	32.856%	1.396%	1.837%	2.411%	77.688%

District Summary

VOT REG ALL

Name	Reg Total	Reg White	Reg Black	Reg Other	Reg Dem Total	Reg Rep Total	Reg Oth Total
District 1	368,813	315,846	36,184	16,783	167,836	130,181	70,796
	76.932%	85.639%	9.811%	4.551%	45.507%	35.297%	19.196%
District 2	333,948	111,834	202,870	19,244	230,256	40,974	62,718
	72.943%	33.488%	60.749%	5.763%	68.950%	12.270%	18.781%
District 3	369,037	274,488	85,429	9,120	245,247	65,606	58,184
	81.174%	74.380%	23.149%	2.471%	66.456%	17.778%	15.766%
District 4	342,203	232,680	100,552	8,971	203,771	78,419	60,013
	73.572%	67.995%	29.384%	2.622%	59.547%	22.916%	17.537%
District 5	371,497	253,398	112,776	5,323	236,124	79,390	55,983
	79.737%	68.210%	30.357%	1.433%	63.560%	21.370%	15.070%
District 6	358,950	247,494	100,904	10,552	203,257	91,781	63,912
	76.780%	68.949%	28.111%	2.940%	56.625%	25.569%	17.805%
District 7	379,787	285,222	86,535	8,030	239,895	75,856	64,036
	82.779%	75.101%	22.785%	2.114%	63.166%	19.973%	16.861%
Grand Total:	2,524,235	1,720,962	725,250	78,023	1,526,386	562,207	435,642
	77.688%	68.178%	28.731%	3.091%	60.469%	22.272%	17.258%

Assigned Districts Splits

ALL POP & REG

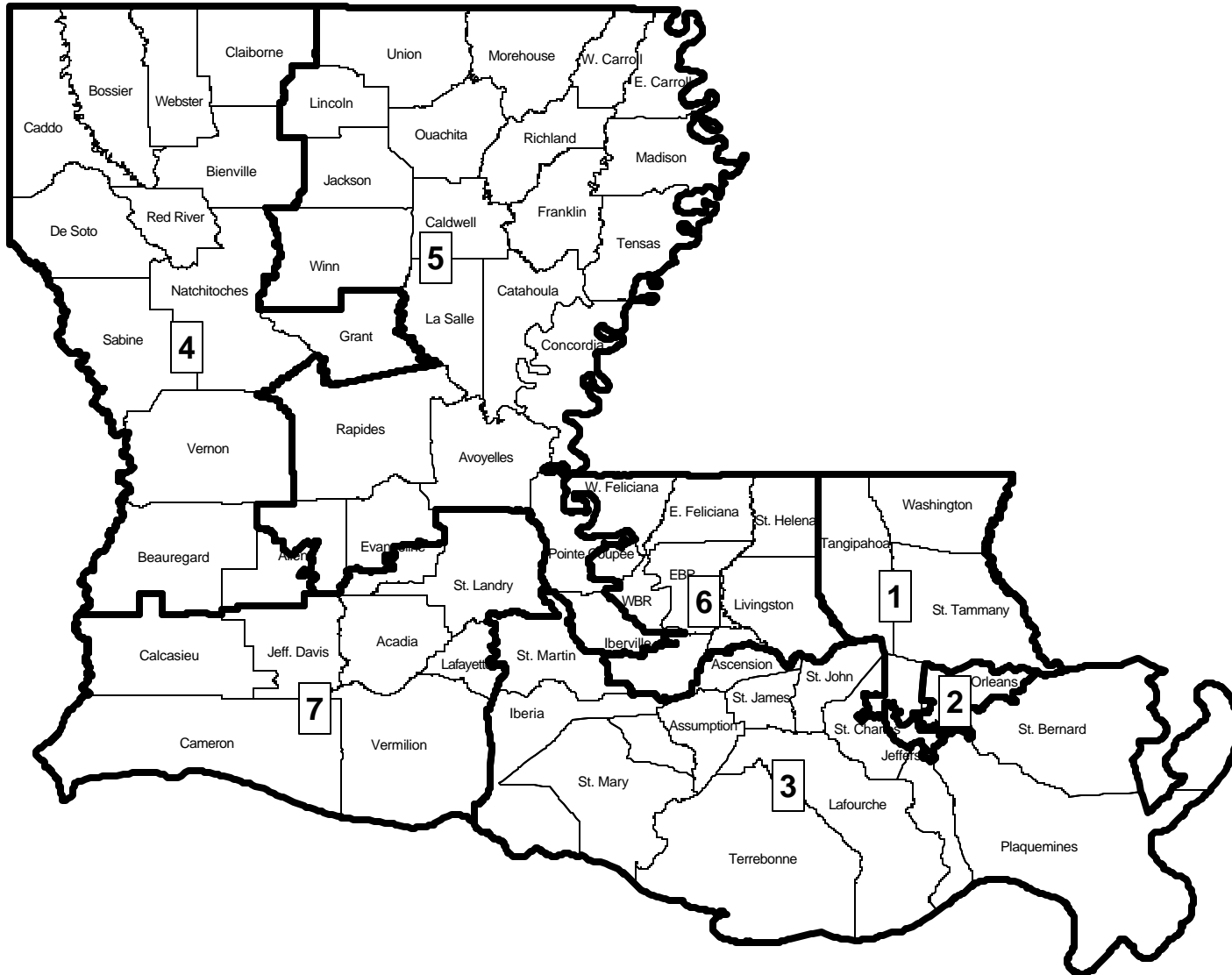
	Tot Pop	Tot White	Tot Black	Tot Asian	Tot Other	Reg Total	Reg White	Reg Black	Reg Other
District 1									
* Jefferson	253,565	216,903	18,971	8,294	9,397	144,042	130,048	5,352	8,642
* Orleans	37,451	34,578	1,636	597	640	24,451	22,489	721	1,241
* St. Charles	11,557	9,827	1,414	145	171	6,492	5,675	552	265
St. Tammany	191,268	166,458	19,620	1,865	3,325	114,700	100,089	9,451	5,160
Tangipahoa	100,588	70,175	28,737	519	1,157	54,002	39,459	13,261	1,282
Washington	43,926	29,614	13,943	100	269	25,126	18,086	6,847	193
District 1	638,355	527,555	84,321	11,520	14,959	368,813	315,846	36,184	16,783
	100.000%	82.643%	13.209%	1.805%	2.343%	76.932%	85.639%	9.811%	4.551%
District 2									
* Jefferson	191,339	91,772	86,247	7,255	6,065	98,533	51,820	39,590	7,123
* Orleans	447,223	101,378	327,535	11,224	7,086	235,415	60,014	163,280	12,121
District 2	638,562	193,150	413,782	18,479	13,151	333,948	111,834	202,870	19,244
	100.000%	30.248%	64.799%	2.894%	2.059%	72.943%	33.488%	60.749%	5.763%
District 3									
* Ascension	39,785	26,141	12,824	146	674	23,139	15,817	6,907	415
Assumption	23,388	15,710	7,403	75	200	14,746	10,098	4,602	46
Iberia	73,266	47,682	22,926	1,586	1,072	43,094	30,039	12,341	714
* Jefferson	10,562	9,327	658	147	430	6,244	5,582	367	295
Lafourche	89,974	74,544	11,548	684	3,198	49,342	43,666	4,851	825
Plaquemines	26,757	18,668	6,328	788	973	15,839	11,497	3,215	1,127
St. Bernard	67,229	59,356	5,286	1,185	1,402	40,997	37,736	2,263	998
* St. Charles	36,515	24,976	10,841	200	498	21,185	15,199	5,509	477
St. James	21,216	10,606	10,512	15	83	13,819	7,165	6,584	70
St. John the Baptist	43,044	22,633	19,416	295	700	25,188	13,843	10,719	626
St. Martin	48,583	32,040	15,707	479	357	30,052	20,474	9,248	330
St. Mary	53,500	33,591	17,197	931	1,781	31,475	20,681	10,083	711
Terrebonne	104,503	77,401	18,967	1,020	7,115	53,917	42,691	8,740	2,486
District 3	638,322	452,675	159,613	7,551	18,483	369,037	274,488	85,429	9,120
	100.000%	70.916%	25.005%	1.183%	2.896%	81.174%	74.380%	23.149%	2.471%
District 4									
* Allen	11,691	8,399	3,013	53	226	5,756	4,634	1,008	114
Beauregard	32,986	27,790	4,375	256	565	17,979	15,506	2,010	463
Bienville	15,752	8,651	6,937	31	133	9,369	5,379	3,951	39
Bossier	98,310	73,403	20,947	1,602	2,358	51,136	40,470	8,714	1,952
Caddo	252,161	133,424	113,456	2,030	3,251	135,819	79,928	52,284	3,607
Claiborne	16,851	8,728	8,018	36	69	8,631	5,062	3,543	26
De Soto	25,494	14,269	10,814	37	374	15,120	9,024	5,642	454
Grant	18,698	15,973	2,264	54	407	11,251	9,751	1,372	128
Natchitoches	39,080	22,608	15,205	198	1,069	22,128	13,360	8,164	604
Red River	9,622	5,568	3,963	21	70	6,209	3,803	2,390	16
Sabine	23,459	17,048	4,020	66	2,325	13,641	11,107	2,102	432
Vernon	52,531	38,717	9,518	1,187	3,109	21,060	17,973	2,180	907
Webster	41,831	27,405	13,841	122	463	24,104	16,683	7,192	229
District 4	638,466	401,983	216,371	5,693	14,419	342,203	232,680	100,552	8,971
	100.000%	62.961%	33.889%	0.892%	2.258%	73.572%	67.995%	29.384%	2.622%
District 5									
* Allen	13,749	9,892	3,318	116	423	6,142	4,846	1,123	173
Avoyelles	41,481	28,402	12,362	93	624	23,201	17,249	5,787	165
Caldwell	10,560	8,493	1,901	21	145	6,513	5,527	951	35
Catahoula	10,920	7,838	2,982	16	84	7,633	5,640	1,964	29
Concordia	20,247	12,300	7,702	56	189	11,970	7,745	4,132	93
East Carroll	9,421	2,977	6,353	40	51	5,694	1,974	3,678	42
* Evangeline	12,878	11,349	1,379	36	114	7,669	6,970	666	33
Franklin	21,263	14,281	6,762	53	167	13,072	9,297	3,737	38
* Iberville	14,932	6,323	8,480	53	76	9,637	4,358	5,238	41
Jackson	15,397	10,934	4,312	43	108	9,804	6,933	2,781	90
La Salle	14,282	12,301	1,754	35	192	8,895	8,094	700	101

Assigned Districts Splits

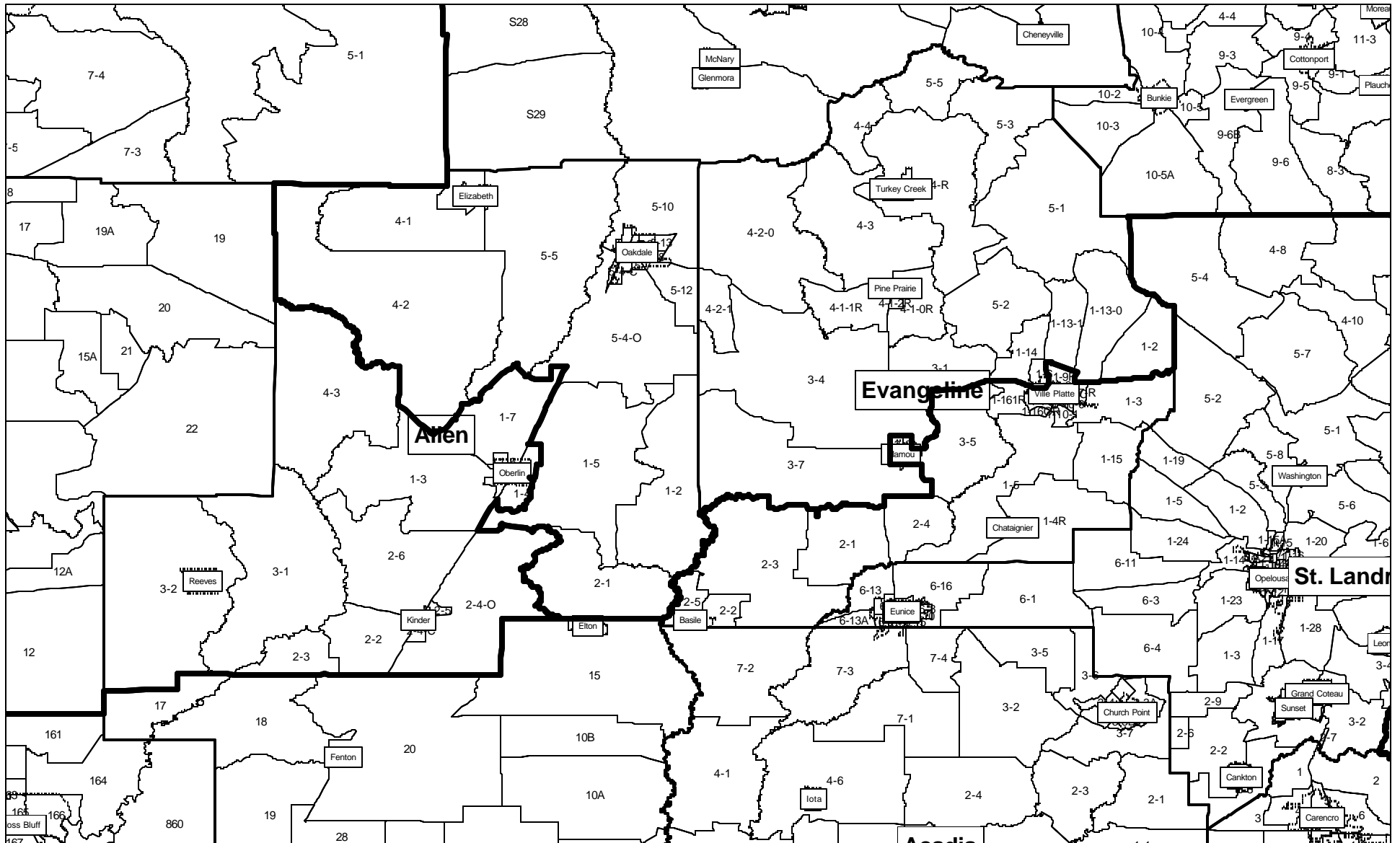
ALL POP & REG

	Tot Pop	Tot White	Tot Black	Tot Asian	Tot Other	Reg Total	Reg White	Reg Black	Reg Other
Lincoln	42,509	24,409	17,079	581	440	21,940	13,429	7,828	683
Madison	13,728	5,197	8,313	24	194	7,700	3,290	4,361	49
Morehouse	31,021	17,297	13,521	70	133	18,881	11,218	7,490	173
Ouachita	147,250	94,947	49,842	1,105	1,356	84,241	57,222	25,082	1,937
* Pointe Coupee	12,932	5,802	7,029	17	84	8,883	4,141	4,716	26
Rapides	126,337	84,024	38,904	1,237	2,172	71,096	51,254	18,488	1,354
Richland	20,981	12,791	8,010	60	120	12,822	8,356	4,412	54
Tensas	6,618	2,874	3,699	13	32	4,563	2,172	2,379	12
Union	22,803	15,914	6,414	69	406	14,601	10,706	3,750	145
West Carroll	12,314	9,838	2,327	22	127	7,387	6,235	1,123	29
Winn	16,894	11,195	5,477	37	185	9,153	6,742	2,390	21
District 5	638,517	409,378	217,920	3,797	7,422	371,497	253,398	112,776	5,323
	100.000%	64.114%	34.129%	0.595%	1.162%	79.737%	68.210%	30.357%	1.433%
District 6									
* Ascension	36,842	33,163	2,860	184	635	20,007	18,071	1,326	610
East Baton Rouge	412,852	231,886	167,002	9,351	4,613	227,264	142,416	77,178	7,670
East Feliciana	21,360	11,063	10,107	69	121	11,840	6,816	4,216	808
* Iberville	18,388	10,089	8,151	44	104	10,060	6,468	3,546	46
Livingston	91,814	86,625	3,952	226	1,011	55,062	51,497	2,352	1,213
* Pointe Coupee	9,831	8,063	1,641	51	76	6,723	5,658	1,034	31
St. Helena	10,525	4,897	5,550	10	68	8,186	3,856	4,269	61
West Baton Rouge	21,601	13,561	7,740	53	247	13,662	8,756	4,844	62
West Feliciana	15,111	7,348	7,647	39	77	6,146	3,956	2,139	51
District 6	638,324	406,695	214,650	10,027	6,952	358,950	247,494	100,904	10,552
	100.000%	63.713%	33.627%	1.571%	1.089%	76.780%	68.949%	28.111%	2.940%
District 7									
Acadia	58,861	47,521	10,833	123	384	35,070	28,605	6,130	335
Calcasieu	183,577	135,107	44,782	1,411	2,277	112,065	84,083	24,880	3,102
Cameron	9,991	9,357	407	49	178	6,872	6,538	283	51
* Evangeline	22,556	13,602	8,820	35	99	13,618	8,642	4,935	41
Jefferson Davis	31,435	25,337	5,718	84	296	19,029	15,556	3,225	248
Lafayette	190,503	139,758	46,013	2,352	2,380	110,411	83,900	23,233	3,278
St. Landry	87,700	49,555	37,287	231	627	50,025	29,715	19,791	519
Vermilion	53,807	44,488	7,800	1,052	467	32,697	28,183	4,058	456
District 7	638,430	464,725	161,660	5,337	6,708	379,787	285,222	86,535	8,030
	100.000%	72.792%	25.321%	0.836%	1.051%	82.779%	75.101%	22.785%	2.114%

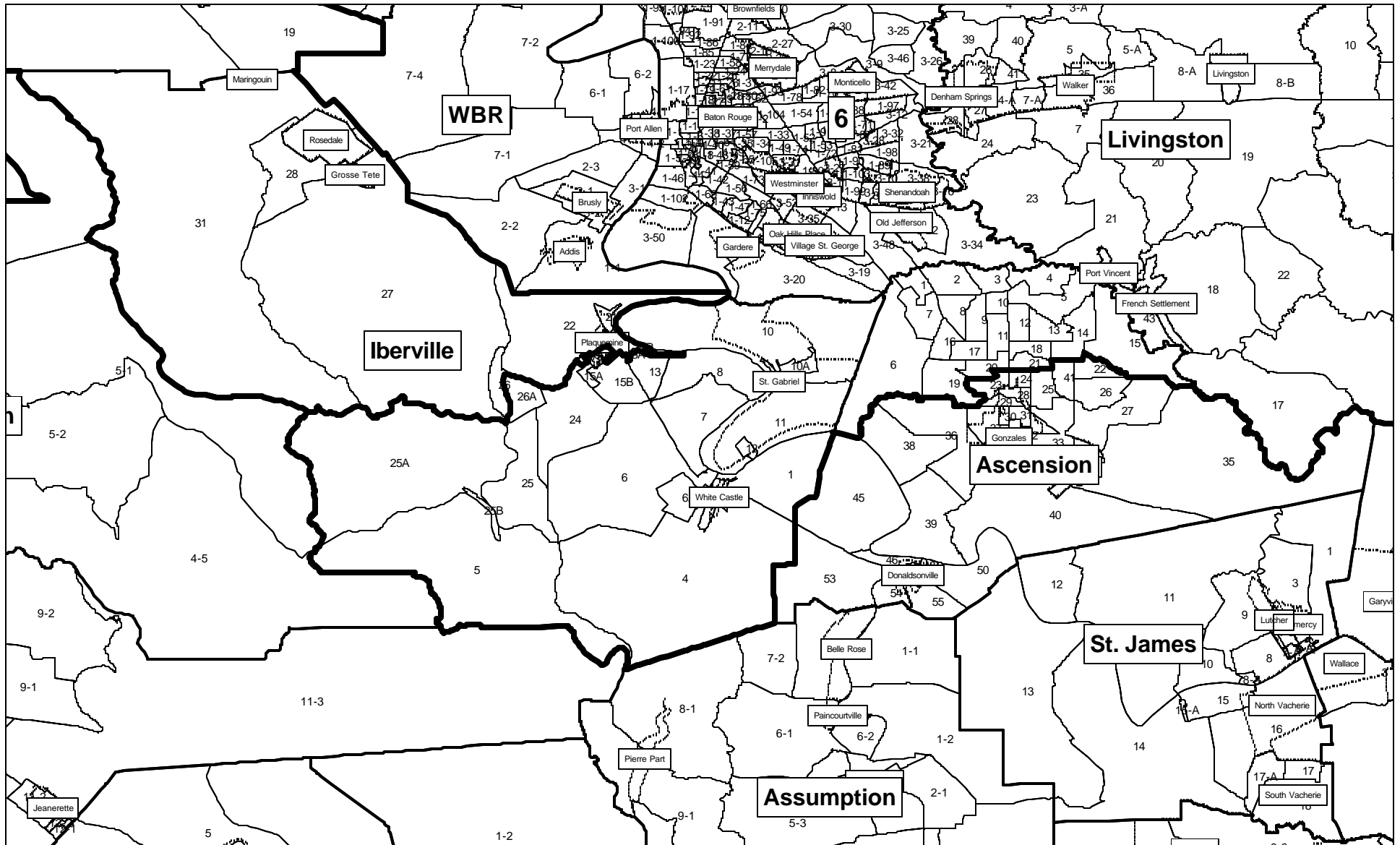
Congressional Conference Committee---Statewide



Congressional Conference Committee--Allen & Evangeline



Congressional Conference Committee--Iberville & Ascension



Congressional Conference Committee--Pointe Coupee

